

PRODUCT DATASHEET

ENDURA Style Spot 8W Dark Grey

ENDURA® Style Spot Round | Luminaires with rotatable head and directional light



Areas of application

- Outdoor use (IP44)
- Building facades
- Entrance lighting
- Patios, balconies

Product benefits

- Energy-efficient thanks to LED technology
- Easy and quick installation

Product features

- Bright and functional outdoor LED luminaires
- Die-cast aluminum housing
- Available in two housing colors
- Adjustable modules: rotation angle 320°



TECHNICAL DATA

Electrical data

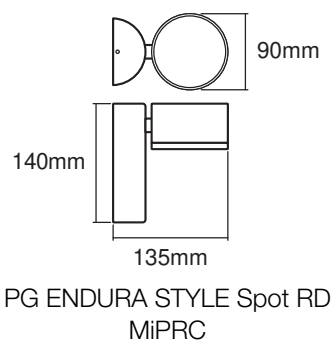
Nominal wattage	8.00 W
Nominal voltage	220...240 V
Mains frequency	50...60 Hz
Nominal current	40.000 mA
Power factor λ	> 0.5
Protection class	I
Operating mode	Mains voltage

Photometrical data

Luminous flux	440 lm
Total luminous flux of contained light sources	750 lm
Luminous efficacy	55 lm/W
Color temperature	3000 K
Light color (designation)	Warm White
Color rendering index Ra	> 80
Standard deviation of color matching	≤6 sdcn

Dimensions & Weight

Length	135.00 mm
Width	90.00 mm
Height	140.00 mm
Product weight	600.00 g



Materials & Colors

Product color	Dark gray
Housing color	Dark gray
Body material	Aluminum
Cover material	Polycarbonate (PC)
Mercury content	0.0 mg

Application & Mounting

Ambient temperature range	-20...+40 °C
Temperature range at storage	-20...+85 °C
Type of connection	Screw terminal
Type of protection	IP44
Dimmable	No
Mounting type	Surface
Application environment	Outdoor
With light source	Yes
Replaceable light source	No

Lifespan

Lifespan L70/B50 at 25 °C	30000 h ¹⁾
Number of switching cycles	12500

¹⁾ t[h]: L70 / B50 @ 25 °C (Ta), t[h]: L80 / B10 @ 25 °C (Ta), t[h]: L90 / B10 @ 25 °C (Ta)

Certificates & Standards

Standards	CE / UKCA / EAC
Luminaire with limited surface temperature, "D sign"	No





EQUIPMENT / ACCESSORIES

- Complete mounting and connecting accessories included

Safety advice

- All electrical connections must be made by a qualified person.
- Caution, risk of electric shock.
- Product in protection class I. All electrically conductive, metallic housing parts that can absorb voltage during operation or during maintenance in the event of a fault must be continuously connected to the protective earthing conductor.

DOWNLOAD DATA

Documents and certificates		Document name
	User instruction / safety instructions	ENDURA STYLE SPOT
	Legal information	Safety insert G11219578
	Declarations of conformity	ENDURA STYLE LUM
	Declarations of conformity UKCA	Fixed LUM

LOGISTICAL DATA

Product code	Packaging unit (Pieces/Unit)	Dimensions (length x width x height)	Gross weight	Volume
4099854453533	Folding box 1	124 mm x 154 mm x 166 mm	793.00 g	3.17 dm ³
4099854453540	Shipping box 6	385 mm x 170 mm x 355 mm	4760.00 g	23.23 dm ³

The mentioned product code describes the smallest quantity unit which can be ordered. One shipping unit can contain one or more single products. When placing an order, for the quantity please enter single or multiples of a shipping unit.

DISCLAIMER

Subject to change without notice. Errors and omission excepted. Always make sure to use the most recent release.