


PRODUCT DATASHEET

Panel Essential 600x600mm 4000K

Essentials Panel | Essential Panels for basic user purposes



Areas of application

- Living areas (living rooms, dining rooms, bedrooms etc.)

Product benefits

- Homogenous light distribution
- Easy and quick installation
- Excellent price/performance ratio

Product features

- Wall and ceiling luminaire
- Lifetime up to 25,000 h
- Type of protection: IP20



TECHNICAL DATA**Electrical data**

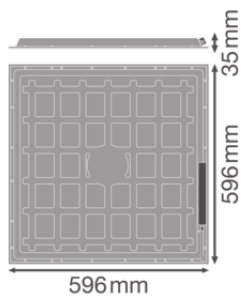
Nominal wattage	36.00 W
Nominal voltage	220...240 V
Mains frequency	50...60 Hz
Nominal current	178.000 mA
Inrush current time T_{h50}	10.4 μ s
Max. number of luminaires per miniature circuit breaker B16	7
Max. number of luminaires per miniature circuit breaker C16	15
Power factor λ	> 0.90
Total harmonic distortion	< 20 %
Protection class	I

Photometrical data

Luminous flux	3200 lm
Total luminous flux of contained light sources	3850 lm
Luminous efficacy	88 lm/W
Color temperature	4000 K
Light color (designation)	Cool White
Color rendering index Ra	> 80
Standard deviation of color matching	6 sdcn
Photobiological safety group acc. to EN62778	RG0
Photobiological safety group acc. to EN62471	RG0
Beam angle	110 °
UGR	< 25

Dimensions & Weight

Length	596.00 mm
Width	596.00 mm
Height	35.00 mm
Product weight	1410.00 g



PANEL ESSENTIAL 60X60CM 36W
WT

Materials & Colors

Product color	White
Housing color	White
Body material	Aluminum Plastic
Glow Wire Test according to IEC 60695-2-12	650 °C
Mercury content	0.0 mg

Application & Mounting

Ambient temperature range	-20...+40 °C
Type of connection	Cable, 3-pole
Type of protection	IP20
Protection class IK (shock resistance)	IK03
Dimmable	No
Mounting type	Surface
Application environment	Indoor
Mounting length	590,00 mm
Mounting width	590,00 mm
With light source	Yes
Replaceable light source	No

Lifespan

Lifespan L70/B50 at 25 °C	20000 h ¹⁾
Number of switching cycles	10000

1) t[h]: L70 / B50 @ 25 °C (Ta), t[h]: L80 / B10 @ 25 °C (Ta), t[h]: L90 / B10 @ 25 °C (Ta)

Certificates & Standards

Standards	CE / UKCA
Luminaire with limited surface temperature, "D sign"	No
Ball shot safe	No
Replaceable light source (EPREL)	Not replaceable





EQUIPMENT / ACCESSORIES

- Mounting screws and dowels included

Safety advice

- All electrical connections must be made by a qualified person.
- Caution, risk of electric shock.
- The luminaires are not suitable for covering with thermally insulated material.
- Check wall-ceiling for suitability. If uncertain, seek professional advice.
- Product in protection class I. All electrically conductive, metallic housing parts that can absorb voltage during operation or during maintenance in the event of a fault must be continuously connected to the protective earthing conductor.

DOWNLOAD DATA

Documents and certificates		Document name
	User instruction / safety instructions	PANEL ESSENTIAL
	Legal information	Safety insert G11219601
	Declarations of conformity	PANEL ESSENTIAL
	Declarations of conformity UKCA	Fixed LUM

LOGISTICAL DATA

Product code	Packaging unit (Pieces/Unit)	Dimensions (length x width x height)	Gross weight	Volume
4099854451584	Folding box 1	40 mm x 690 mm x 58 mm	1972.00 g	1.60 dm ³
4099854451591	Shipping box 5	630 mm x 240 mm x 630 mm	9860.00 g	95.26 dm ³

The mentioned product code describes the smallest quantity unit which can be ordered. One shipping unit can contain one or more single products. When placing an order, for the quantity please enter single or multiples of a shipping unit.

DISCLAIMER

Subject to change without notice. Errors and omission excepted. Always make sure to use the most recent release.