

PRODUCT DATASHEET

SMART+ BT Solar Path Light RGB + TW

SMART+ BT Solar Path Multicolor | Outdoor Smart Solar Path



Areas of application

- Outdoor use (IP44)
- Gardens
- Patios, balconies

Product benefits

- Easy and quick installation
- Colorful garden lighting with smart and intelligent control options
- Demand based lighting and energy saving thanks to daylight sensor
- High-quality materials
- Flexible mounting, also without use of ground spikes

Product features

- Solar powered outdoor LED luminaire
- RGB color control, approx. 16 million color options adjustable
- Dimmable
- Battery charging via solar panel
- Network protocol: Bluetooth
- Type of protection: IP44
- Controllable via SMART+ App (with minimum Android 8.0 or iOS 14.0)



TECHNICAL DATA

Electrical data

Nominal wattage	0.12 W
Nominal voltage	3,2 V
Nominal current	0.04 mA
Power factor λ	> 0.5
Protection class	III

Photometrical data

Luminous flux	5 lm
Total luminous flux of contained light sources	15 lm
Luminous efficacy	41 lm/W
Color temperature	3000...6500 K
Light color (designation)	Tunable White / RGB
Color rendering index Ra	> 80
Standard deviation of color matching	6 sdcn
Beam angle	175.00 °

Dimensions & Weight

Diameter	150.00 mm
Height	562.00 mm
Product weight	663.00 g



SMART OUTD BT SOLAR PATH
RGBTW

Materials & Colors

Product color	Black
Housing color	Black
Body material	Glass Aluminum
Glow Wire Test according to IEC 60695-2-12	650 °C

Mercury content	0.0 mg
-----------------	--------

Application & Mounting

Ambient temperature range	-20...+40 °C
Type of protection	IP44
Dimmable	Yes
Type of dimming	Bluetooth
Mounting type	Ground spike
Application environment	Outdoor
With light source	Yes

Lifespan

Lifespan L70/B50 at 25 °C	15000 h
Number of switching cycles	1000

BATTERY

Type of Battery	Lithium ion
Battery size [GMS]	Others
Nominal voltage of battery	3.2 V
Battery charging time	8 h

Certificates & Standards

Standards	CE / UKCA
Ball shot safe	No
Replaceable light source (EPREL)	Not replaceable

Additional product data

Product remark	Reset settings to default by switching the product on for three seconds and off for three seconds and repeating this five times.
----------------	--

EQUIPMENT / ACCESSORIES






- For control via SMART+ App, a smartphone or tablet is required (with minimum Android 8.0 or iOS 14.0)

Safety advice

- If the battery compartment (if applicable) does not close securely, stop using the product and keep it away from children. If you think batteries might have been swallowed or placed inside any part of the body, seek immediate medical attention.
- Please avoid: Maximal ambient temperature: +35 °C. Replacement of a battery with an incorrect type that can defeat safeguard (for example, in the case of some lithium battery types). Altitude during operation: 2000 m. Disposal of a battery into fire or a hot oven, or mechanically crushing or

cutting of a battery, that can result in an explosion.

DOWNLOAD DATA

Documents and certificates		Document name
	User instruction / safety instructions	SMART SOLAR PATH LIGHT
	Legal information	Safety insert G11222364
	Declarations of conformity	SMART OUTD BT SOLAR RGBTW
	Declarations of conformity UKCA	SMART OUTD BT SOLAR
	EU Data Act	SMART Bluetooth Mesh Lighting Products

LOGISTICAL DATA

Product code	Packaging unit (Pieces/Unit)	Dimensions (length x width x height)	Gross weight	Volume
4099854474453	Folding box 1	162 mm x 162 mm x 284 mm	955.00 g	7.45 dm ³
4099854474460	Shipping box 4	337 mm x 337 mm x 310 mm	3820.00 g	35.21 dm ³

The mentioned product code describes the smallest quantity unit which can be ordered. One shipping unit can contain one or more single products. When placing an order, for the quantity please enter single or multiples of a shipping unit.

References / Links

– Further information and frequently asked questions (FAQs) at www.ledvance.com/en-int/home-lighting/services/faq

DISCLAIMER

Subject to change without notice. Errors and omission excepted. Always make sure to use the most recent release.