

# PRODUCT DATASHEET

## ENDURA Classic Square Down Black

ENDURA® Classic Square | Outdoor Endura Classic square with socket GU10



---

### Areas of application

- Entrance lighting
- Patios, balconies
- Building facades

---

### Product benefits

- High flexibility in the choice of the light source thanks to GU10 socket
- Easy and quick installation
- High-quality materials

---

### Product features

- Die-cast aluminum housing



## TECHNICAL DATA

### Electrical data

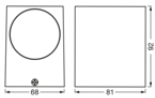
Nominal voltage	220...240 V
Mains frequency	50...60 Hz
Protection class	I

### Photometrical data

Flickering metric (Pst LM)	-
Stroboscope effect metric (SVM)	-

### Dimensions & Weight

Length	68.00 mm
Width	81.00 mm
Height	92.00 mm
Product weight	300.00 g



ENDURA CLASSIC SQUARE  
DOWN BK GU10

### Materials & Colors

Product color	Black
Housing color	Black
Body material	Aluminum
Mercury content	0.0 mg

### Application & Mounting

Ambient temperature range	-20...+40 °C
Type of connection	Terminal, 3-Pole (L, N, PE)
Type of protection	IP44
Protection class IK (shock resistance)	IK04
Dimmable	No
Mounting type	Surface

Application environment	Outdoor
With light source	No
Replaceable light source	No
Holder designation	GU10

### Certificates & Standards

Standards	CE / UKCA
Luminaire with limited surface temperature, "D sign"	No
Ball shot safe	No

### Additional product data

Product remark	Maximum bulb wattage: 35 W
Number of illuminants	1





### EQUIPMENT / ACCESSORIES

- Complete mounting and connecting accessories included
- No light sources included

### Safety advice

- All electrical connections must be made by a qualified person.
- Caution, risk of electric shock.
- Product in protection class I. All electrically conductive, metallic housing parts that can absorb voltage during operation or during maintenance in the event of a fault must be continuously connected to the protective earthing conductor.

### DOWNLOAD DATA

	Documents and certificates	Document name
	User instruction / safety instructions	ENDURA CLASSIC SQUARE
	Legal information	Legal insert I-Outdoor
	Declarations of conformity	ENDURA CLASSIC
	Declarations of conformity UKCA	Fixed LUM without EMC

## LOGISTICAL DATA

Product code	Packaging unit (Pieces/Unit)	Dimensions (length x width x height)	Gross weight	Volume
4058075763623	Folding box 1	77 mm x 92 mm x 102 mm	351.00 g	0.72 dm <sup>3</sup>
4058075763630	Shipping box 6	245 mm x 110 mm x 232 mm	2287.00 g	6.25 dm <sup>3</sup>

The mentioned product code describes the smallest quantity unit which can be ordered. One shipping unit can contain one or more single products. When placing an order, for the quantity please enter single or multiples of a shipping unit.

## DISCLAIMER

Subject to change without notice. Errors and omission excepted. Always make sure to use the most recent release.