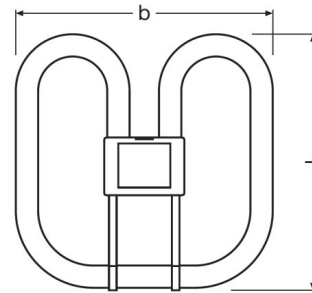














## CFL SQUARE 16 W/827 GR10Q



Código del producto 4050300816890

	GR10q
	138,0 mm <sup>1)</sup>
	–
	27,5 mm <sup>1)</sup>
<b>W</b>	16,00 W
<b>lm</b>	1050 lm
	–
<b>lm</b> 35°C	–
<b>lm</b> 30°C	1050 lm
<b>lm</b> 25°C	1050 lm
<b>cd</b>	–
<b>K</b>	2700 K
<b>COLOUR</b>	LUMILUX INTERNA
<b>R<sub>a</sub></b>	≥80
<b>t</b> [h]	13000 h
	–
<b>V</b>	220 V
<b>Hz</b>	–

	–
	–
	–
	–
	–
<b>Hg</b>	2,5 mg
	A
<b>kWh/1000h</b>	18 kWh/1000h



<sup>1)</sup> Máximo