




























L 32 W/830 ES



Código del producto 4008321339652

| | |
|---|--------------------|
|  | G13 |
|  | 1200 mm |
|  | 26,0 mm |
|  | – |
|  | 32,00 W |
|  | 2650 lm |
|  | – |
|  | – |
|  | 2650 lm |
|  | 2500 lm |
|  | – |
|  | 3000 K |
|  | LUMILUX Warm White |
|  | ≥80 |
|  | 15000 h |
|  | – |
|  | 97 V |
|  | – |

| | |
|---|--------------|
|  | – |
|  | – |
|  | – |
|  | – |
|  | – |
|  | 2,5 mg |
|  | A |
|  | 39 kWh/1000h |

